






















Year 1's Curriculum Map 2025-2026

Year 1		Autumn 1	Autumn 2	Spring 1	Spring 2	Summer 1	Summer 2
Theme		Penguins Possums and Pigs 	Fire, Fire! 	Family Album 	Growth and Green Fingers 	Robots 	The Great Outdoors 
Trips/ Enrichments		-Blackpool Zoo -Baptism in Church- Rev Rod	-Boo Theatre -Panto	-Clitheroe Castle -Castle day	-Bacup Library	-Eureka	-Park to fly kites
English	Fiction	Stories with the Same Author	Stories with Repetitive Patterns	Traditional Tales	Classic Stories	Stories with a Fantasy Setting	Stories with a Familiar Setting
	Non-Fiction	Non-Chronological Reports	Features of information books	Recounts	Instructions	Recounts	Information Booklets
	Poetry	Poetry On A Theme	Poems on a Theme		Traditional Rhymes  Nursery Rhymes	Poems to Learn by Heart	Traditional Rhymes
	Supporting Texts	Stories by Oliver Jeffers Lost and Found Penguin Fact Books	Zog Great Fire of London Christmas Poems	Rumpelstiltskin Little Red Riding Hood  Little Red Riding Hood	The Enormous Turnip Jack and the Beanstalk  Jack and the Beanstalk Pat a Cake	No-Bot I'm a Little Robot	Tiger Who Came to Tea Percy the Park Keeper Ring of Roses

Maths		Unit 1 – Number and Place Value Unit 2 – Measurement (length and mass/weight) Unit 3 – Addition and Subtraction Unit 4 – Geometry: 2D and 3D shapes Learning Checks	Unit 5 – Sequencing and Sorting Unit 6 – Fractions Unit 7 – Capacity and Volume Unit 8 – Money Unit 9 – Time End of term Assessment	Unit 10 – Number and Place Value Unit 11 – Measurement (mass) Unit 12 – Geometry: 2D and 3D shape Unit 13 – Counting and Money Unit 14 – Multiplication Unit 15 – Division Learning Checks	Unit 16 – Measurement (length and mass) Unit 17 – Addition and Subtraction Unit 18 – Fractions Unit 19 – Geometry: Position and Direction Unit 20 – Time End of term Assessment	Unit 21 – Number and Place value Unit 22 – Addition and Subtraction Unit 23 – Measurement (capacity and volume) Unit 24 – Fractions Unit 25 – Geometry (position and direction) Unit 26 – Geometry (shape) Learning Checks	Unit 27 – Time Unit 28 – Multiplication and Division Unit 30 – Measurement Unit 31 – Sorting and Sequencing End of term Assessment
History/ Geography		From Ice Caps to Sand Dunes  Oceans & Seas	Great Fire of London  Great Fire of London	History – Castles  Castles	Kingdom Quest  The UK	History – Toys of the past  Toys	Our School Grounds
Science	Units	Seasonal Changes  Autumn; Winter; Summer and Spring	Everyday Materials  Everyday Materials	Animals including Humans: Ourselves  Animals; Humans	Plants  Plants	Everyday Materials  Everyday Materials	Animals including Humans: Animals  Animals; Humans
	Wow launches	Make a weather station in class	Build houses out of different materials and name the materials	Create a human body from playdough and name body parts	Introduce a bag of magic beans with instructions to plant-link to Jack and the beanstalk	Make robots from recycled house hold waste e.g. CD's, computer bits etc.	Create a class zoo by making animal masks
Art DT		Sculptures- Penguins	Painting- Great Fire of London	Digital Media- Self portraits	DT- Wheelbarrows	DT-Structures Robots	Textiles Kites DT- Food
RE		1.10 What does it mean to belong to a community?	1.1 What do Christians believe God is like?	1.7 Who are the Jews and how do they live?	1.2 Who do Christians say made the world?	1.9 How should we care for the world	

						and others and why does it matter?
PSHE	Me and my Relationships: -Feelings -Getting help -Classroom rules -Special people -Being a good friend  Feelings	Valuing Difference: -Recognising, valuing and celebrating difference -Developing respect and accepting others -Bullying and getting help  Anti-Bullying; We Are All Different	Keeping Myself Safe: -How our feelings can keep us safe – including online safety -Safe and unsafe touches -Medicine Safety -Sleep  Online Safety	Rights and Responsibilities: -Taking care of things: -Myself -My money -My environment	Being my Best: -Growth Mindset -Healthy eating -Hygiene and health -Cooperation  Healthy Living	Growing and Changing: -Getting help -Becoming independent -My body parts -Taking care of self and others
Computing	Unit 1- Computing systems and networks	Unit 4- Grouping Data	Unit 2- Digital painting	Unit 5- Digital writing	Unit 3- Moving a robot	Unit 6- Programming animations
Music	Hey You!	Rhythm In The Way We Walk and Banana Rap	In the Groove	Round and Round	Your Imagination	Reflect, Rewind and Replay
PE	Baseline Unit - Lost and Found FMS- Catching and Bouncing a ball	Gymnastics- Activities Core Task 1 FMS- Underarm Throw	Dance- Jack and the Beanstalk FMS- Kicking Unit	Games - Striking and Fielding FMS- Overarm Throw	Y1 Dance - Robots FMS- Rolling a Ball	Gymnastics- Activities Core Task 2 Y1 Athletics
Independent Writes	-About me! -to write a sentence about myself -My favourite lesson. -What is a penguin? - English -Describe everyday materials? - Science -What is a map? – Geography	-Penguin fact file -Zog character profile -Weather report -What is God like to you? -How did they stop the GfOL spreading?	-New Years wishes -Diary Entry- GfOL -Recount the events of Zog -Why is God like a Father? -Thought Bubbles	-Character profile – Rumpelstiltskin -Diary Entry- Pablo Picasso -Fact File/ Poster- Deciduous trees -Recount- My morning to school -Labelling- parts of a plant	-Character Profile- Goliath -Diary entry – Farmer from the Enormous turnip -Fact File/Poster – Cardiff -Instructions how to brush your teeth -Labelling – wheelbarrow	-Fact file on the animal kingdom -Diary entry Rosa Parks -Recount -Instructions how to build a robot -Poem -Being a frog -Labelling – human body
Purple Writes	Non-Chronological Report Penguins	Innovated story of Zog	Recount- castle trip	Innovated story	Innovated story- Nobot	Instructions- How to make a kite

